



Health and Wellbeing Board

Date: Wednesday, 27 January 2021

Time: 10.00 am

Venue: Virtual meeting - <https://vimeo.com/event/586621>

This is a **Supplementary Agenda** and contains information that was not available at the time that the original agenda was published.

The Local Authorities and Police and Crime Panels (Coronavirus) (Flexibility of Local Authority and Police and Crime Panel Meetings) (England and Wales) Regulations 2020.

Under the provisions of these regulations the location where a meeting is held can include reference to more than one place including electronic, digital or virtual locations such as Internet locations, web addresses or conference call telephone numbers.

To attend this meeting it can be watched live as a webcast. The recording of the webcast will also be available for viewing after the meeting has ended.

Membership of the Health and Wellbeing Board

Councillor Richard Leese, Leader of the Council (Chair)

Councillor Craig, Executive Member for Adults (MCC)

Councillor Bridges, Executive Member for Children's Services (MCC)

Dr Ruth Bromley, Chair Manchester Health and Care Commissioning

Dr Denis Colligan, GP Member (North) Manchester Health and Care Commissioning

Dr Murugesan Raja GP Member (Central) Manchester Health and Care Commissioning

Dr Claire Lake Member (South) Manchester Health and Care Commissioning

Kathy Cowell, Chair, Manchester University NHS Foundation Trust

Jim Potter, Chair, Pennine Acute Hospital Trust

Rupert Nichols, Chair, Greater Manchester Mental Health NHS Foundation Trust

Mike Wild, Voluntary and Community Sector representative

Vicky Szulist, Chair, Healthwatch

Dr Tracey Vell, Primary Care representative - Local Medical Committee

Paul Marshall, Strategic Director of Children's Services

David Regan, Director of Public Health

Bernadette Enright, Director of Adult Social Services

Dr Angus Murray-Browne, South Manchester GP federation

Dr Vish Mehra, Central Primary Care Manchester

Dr Amjad Ahmed, Northern Health GP Provider Organisation

Supplementary Agenda

5. COVID-19 Update

3 - 22

The Board will receive a presentation from the Director of Public Health and the Medical Director at Manchester Health and Care Commissioning on the latest information relating to the impact of COVID-19 and the roll out of the Mass Vaccination Programme.

Further Information

For help, advice and information about this meeting please contact the Committee Officer:

Andrew Woods
Tel: 0161 234 3011
Email: andrew.woods@manchester.gov.uk

This supplementary agenda was issued on **Wednesday, 27 January 2021** by the Governance and Scrutiny Support Unit, Manchester City Council, Level 3, Town Hall Extension (Lloyd Street Elevation), Manchester M60 2LA

Health and Wellbeing Board

27th January 2021

COVID-19 update

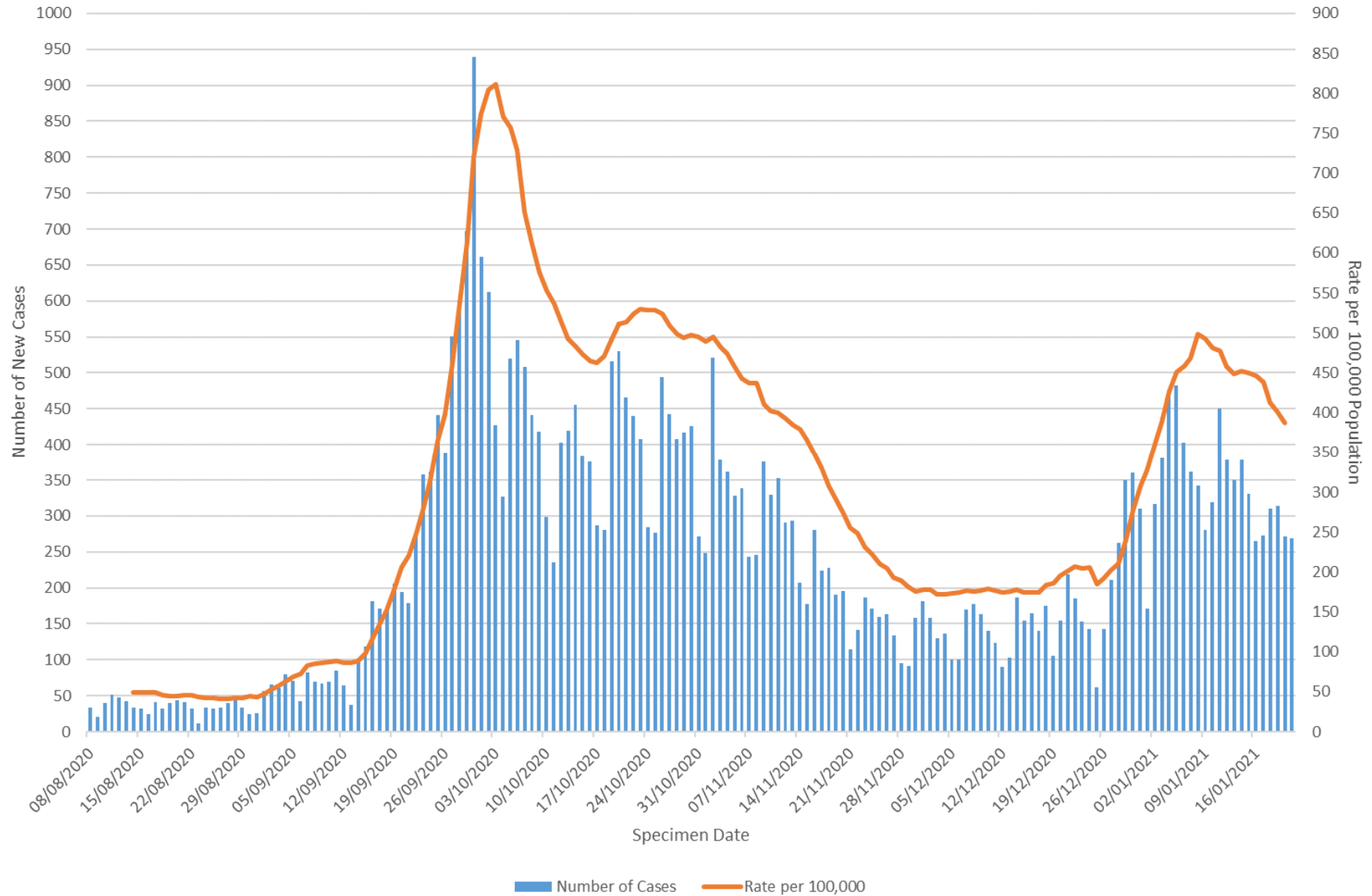
**David Regan, Director of Public Health,
Manchester City Council**

**Dr Manisha Kumar, Medical Director,
Manchester Health and Care
Commissioning**

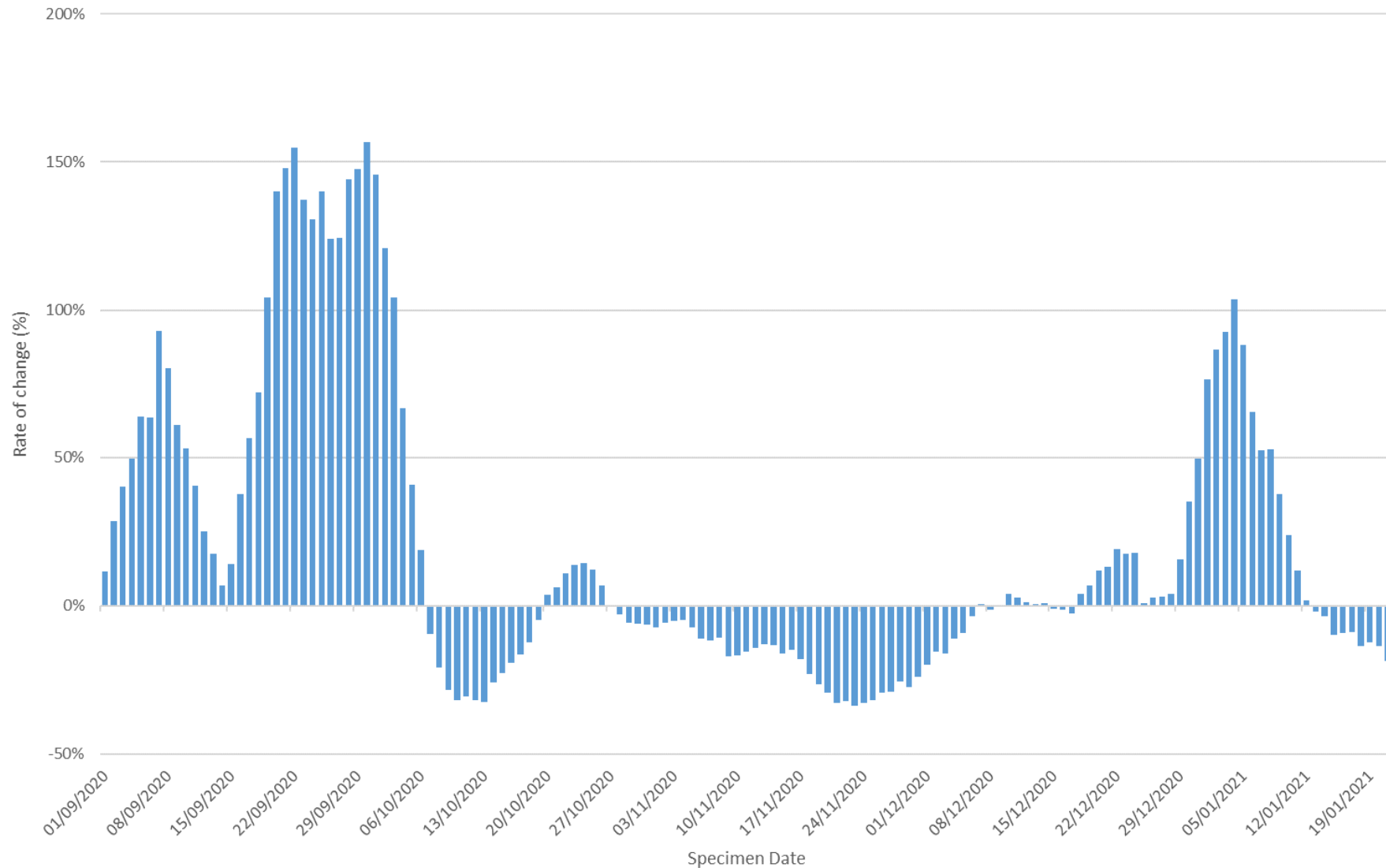
Number of confirmed cases of COVID-19 and 7-day rate per 100,000 population
in Manchester: 15 January to 21 January 2020

7-days ending...	Daily number of cases	7 day total number of cases	Rate per 100,000 population	7-day rate of change (%)
15 January	331	2,487	449.8	-9.8%
16 January	265	2,471	447.0	-9.3%
17 January	273	2,425	438.6	-8.9%
18 January	310	2,285	413.3	-13.4%
19 January	314	2,221	401.7	-12.4%
20 January	272	2,143	387.6	-13.7%
21 January	269	2,034	367.9	-19.0%

COVID-19 detection rate per 100,000 population in Manchester (all ages) by specimen date (14 August 2020 to 21 January 2021)



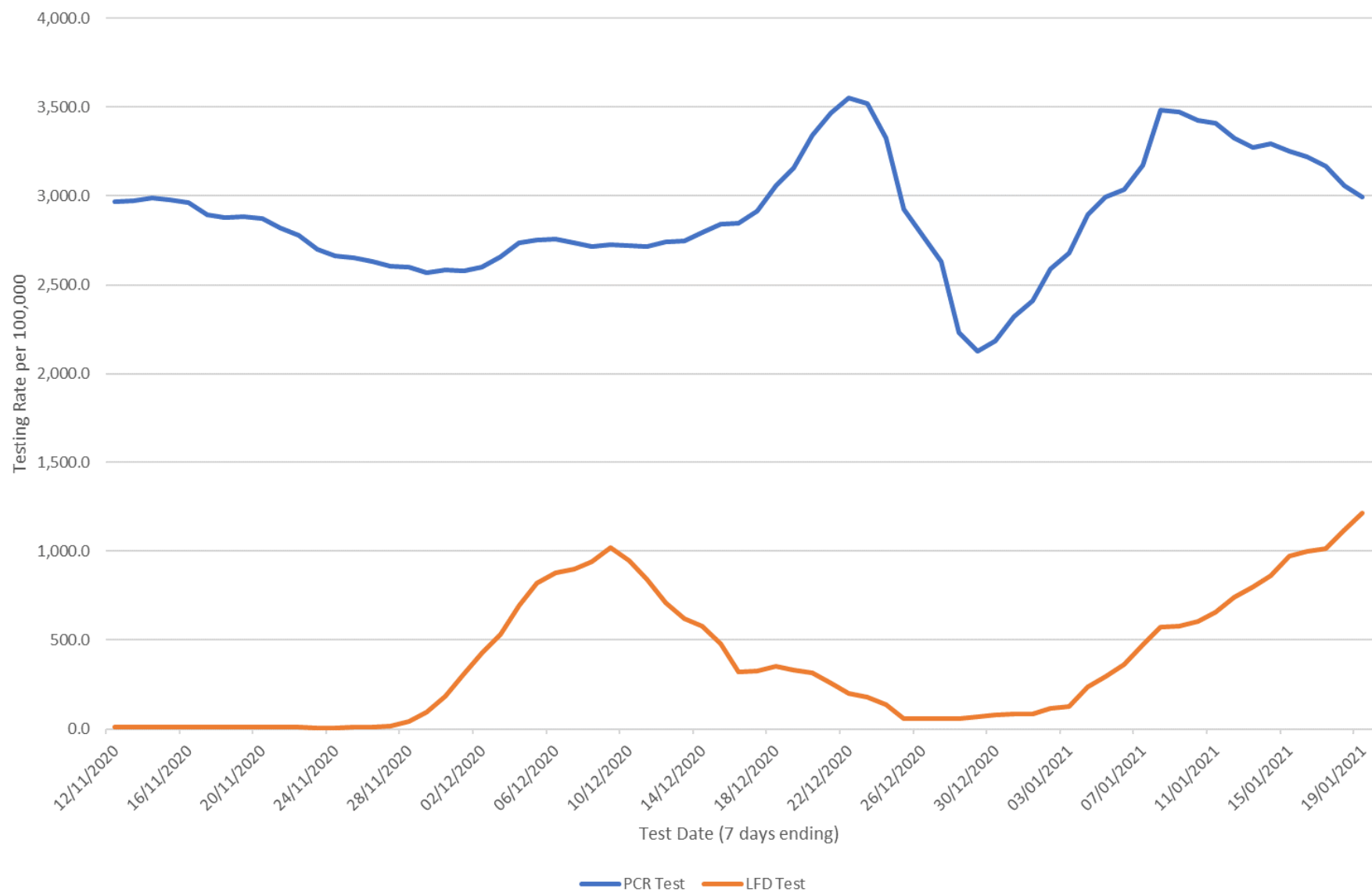
Rate of change in detection rate of COVID-19 per 100,000 population (all ages) in Manchester by specimen date (1 September 2020 to 21 January 2021)



Number of confirmed cases of COVID-19 and 7-day rate per 100,000 population
in persons aged 60 and over in Manchester: 16 January to 22 January 2021

7-days ending...	Daily number of cases	7 day total number of cases	Rate per 100,000 population	7-day rate of change (%)
16 January	45	301	422.9	4.9%
17 January	57	320	449.6	15.5%
18 January	45	304	427.1	5.6%
19 January	37	301	422.9	6.4%
20 January	30	297	417.3	7.6%
21 January	41	297	417.3	11.7%
22 January	31	286	401.9	2.1%

Number of PCR and Lateral Flow Device (LFD) Tests Conducted on Manchester Residents per 100,000 Population (12 November 2020 to 19 January 2021)



Lateral Flow Test Sites Schedule and High-level Testing Stats

Site	Site Size	Site Launch Date
FC United	Small	22 Dec
Moss Side Leisure Centre	Large	12 Jan
Debdale Outdoor Centre	Small	12 Jan
Heathfield Resource Day Centre	Small	19 Jan
Hall Lane Resource Centre	Small	19 Jan
Rates Hall, Town Hall	Large	*3 Feb
Wythenshawe Nursery	Small	TBC
Birch Community Centre	Med	Paused

*Rates Hall build to commence 25 Jan. Opening date 3 Feb TBC.

Site	Number Tested	Proportion Positive
FC United	539	0.19%
Moss Side	515	0.78%
Debdale	287	0.35%
Hall Lane	50	2.00%
Heathfield	29	0.00%
Total	1420	0.49%

**Data as at 18:00 Thursday 21 Jan

Reporting of positive tests with S-Gene Target Failure (SGTF) in Manchester
Specimen dates between 1/12/2020 and 20/01/2021 inclusive

Week beginning...	Total tests	Tests at TaqPath	% tests TaqPath	No. of TaqPath cases	Number of SGTF cases	% cases with SGTF
07/12/2020	18,314	9,151	50.0	808	60	7.4
14/12/2020	21,808	11,049	50.7	838	135	16.1
21/12/2020	16,695	9,331	55.9	896	300	33.5
28/12/2020	16,873	9,430	55.9	1,804	937	51.9
04/01/2021	21,117	12,963	61.4	2,391	1,677	70.1
11/01/2021	19,384	12,049	62.2	2,255	1,667	73.9
18/01/2021	4,824	3,066	63.6	495	407	82.2

SGTF is a surveillance proxy for VOC-202012/01 based on PCR CT values and may include other variants, especially before Dec 2020. Specimen weeks represent rolling 7-day periods with the exception of the most recent week. This most recent week includes 3 days of data, which are susceptible to reporting delay. Case data is deduplicated to one positive test result per person per week, prioritising SGTF results where cases have multiple tests.

Vaccination programme

Manisha Kumar,
Medical Director



Manchester Health & Care
Commissioning

A partnership between
Manchester City Council
and NHS Manchester CCG

COVID-19 Vaccination Programme

Programme Aims

Deliver a safe, effective and equitable roll out of the Covid-19 vaccine to Manchester patients and health and social care workforce at the fastest possible pace to reach our whole population.

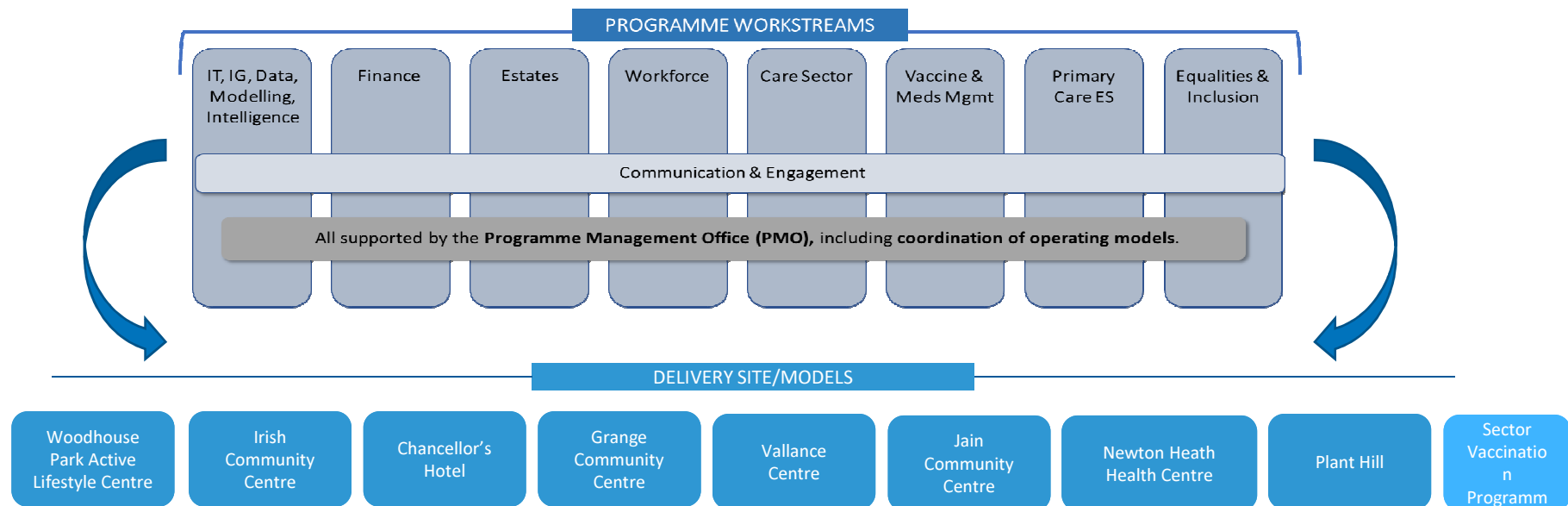
This means a vaccination programme which is

- High volume
- Safe
- Effective
- Equitable
- Value for money
- Least disruptive to other service delivery

COVID-19 Vaccination Programme

Programme Structure

Executive SRO: David Regan	Deputy Exec SRO: Manisha Kumar
Operational SRO: Jenny Osborne	Deputy Operational SRO: Leigh Latham



COVID-19 Vaccination Programme

Cohorts, Milestones and volumes

Joint Committee Vaccination and Immunisation (JCVI) Cohorts			
Priority	Description	People Ks	Doses K
1	Residents in care homes aged 65 and over and care home worker	2	4
2	All those 80 years of age and over	18	36
	Front line health and social care workers	14	28
3	Aged 75 to 79	11	22
4	Aged 70 to 74	15	13
	Clinically extremely vulnerable individuals	12	24
5	Aged 65 – 69	17	34
6	Higher risk	64	128
7	Aged 60-64	15	30
8	Aged 55 – 59	21	42
9	Aged 50-54	27	54
10	Aged 18-49	318	636
Total		532	1,064

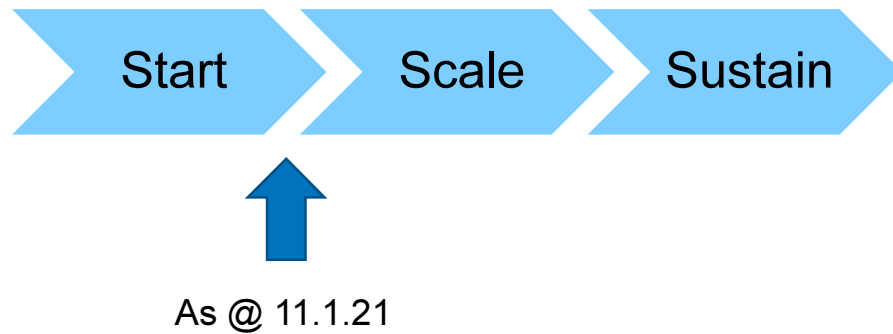
Group	Milestone	Volume
<i>Priority group</i>	<i>Deadline</i>	<i>Doses Ks</i>
P 1-4 First dose	Mid Feb	72
P 5-9 First dose	Early April	142
P 1-9 Second dose	Mid/late June	214
Stage Two – P10	No set date - Modelling to 31.12.21	636

COVID-19 Vaccination Programme

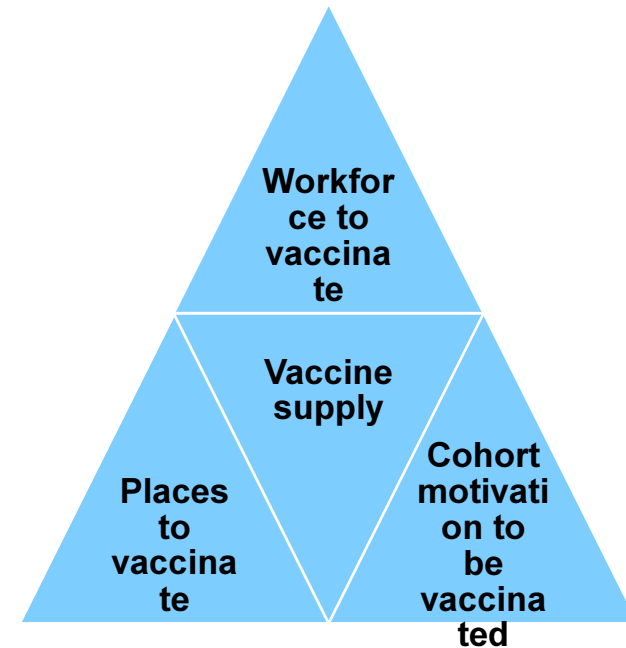
	JCVI Cohorts	COVID deaths	Cumulative % of total COVID deaths	Additional population	Vaccinations to prevent one death
1	Residents in care homes aged 65 and over	22,800	36%	0.5m	20
	and care home workers	<100	36%	0.5m	
2	All those 80 years of age and over	18,900	66%	3.0m	160
	Front line health and social care workers	900	68%	2.5m	
3	Aged 75 +	6,300	78%	2.2m	350
4	Aged 70 +	5,600	86%	3.3m	600
	Clinically extremely vulnerable individuals	1,000	88%	1.4m	
5	Aged 65 +	3,100	93%	3.3m	1,000
6	Higher risk	600	128		
7	Aged 60 +	2,000	30	3.8m	2,000
8	Aged 55 +	900	42	4.4m	4,000
9	Aged 50 +	500	99%	4.7m	8,000
10	Everyone else	600	100%	37m	47,000

COVID-19 Vaccination Programme

Stages of implementation



Drivers of successful vaccination



COVID-19 Vaccination Programme

Vaccination Delivery Models

Primary Care Network (PCN)

Targeted Cohorts

- As per the JVCi priority list, focusing mainly on registered patients (+ some workforce)

Delivery model(s):

- Seven PCN sites (+)
- Roving model to be developed to vaccinate housebound & vulnerable cohorts eg. rough sleepers

Care Sector

Targeted Cohorts

- Older Care home residents
- Care Home staff
- Care sector staff
- Health workforce

Delivery model (s)

- Care home based vaccination model (Pfizer & AZ) working out of the seven PCN sites.
- Mixed provision – GtD and PCNs.
- Wider HSC workforce model in devt.

Mass Vacc

Targeted Cohorts

- Currently 80+ on national call and recall
- Some HSC staff

Delivery model(s)

- Using the AZ/Oxford vaccine out of the Etihad Tennis Centre.
- Will cover the whole of GM and wider within 45 minute drive

Hospital Hub

Targeted Cohorts

- Care home staff
- Health and Care Workforce from 11/1
- Some patients

Delivery model(s)

- Manchester Foundation Trust vaccinating through MRI.

Pharmacy

Targeted Cohorts

- Currently 80+ on national call and recall

Delivery model(s)

- Mixture of community building and pharmacy sites:
- 4 Pharmacies across the city
- ? Supermarket offer

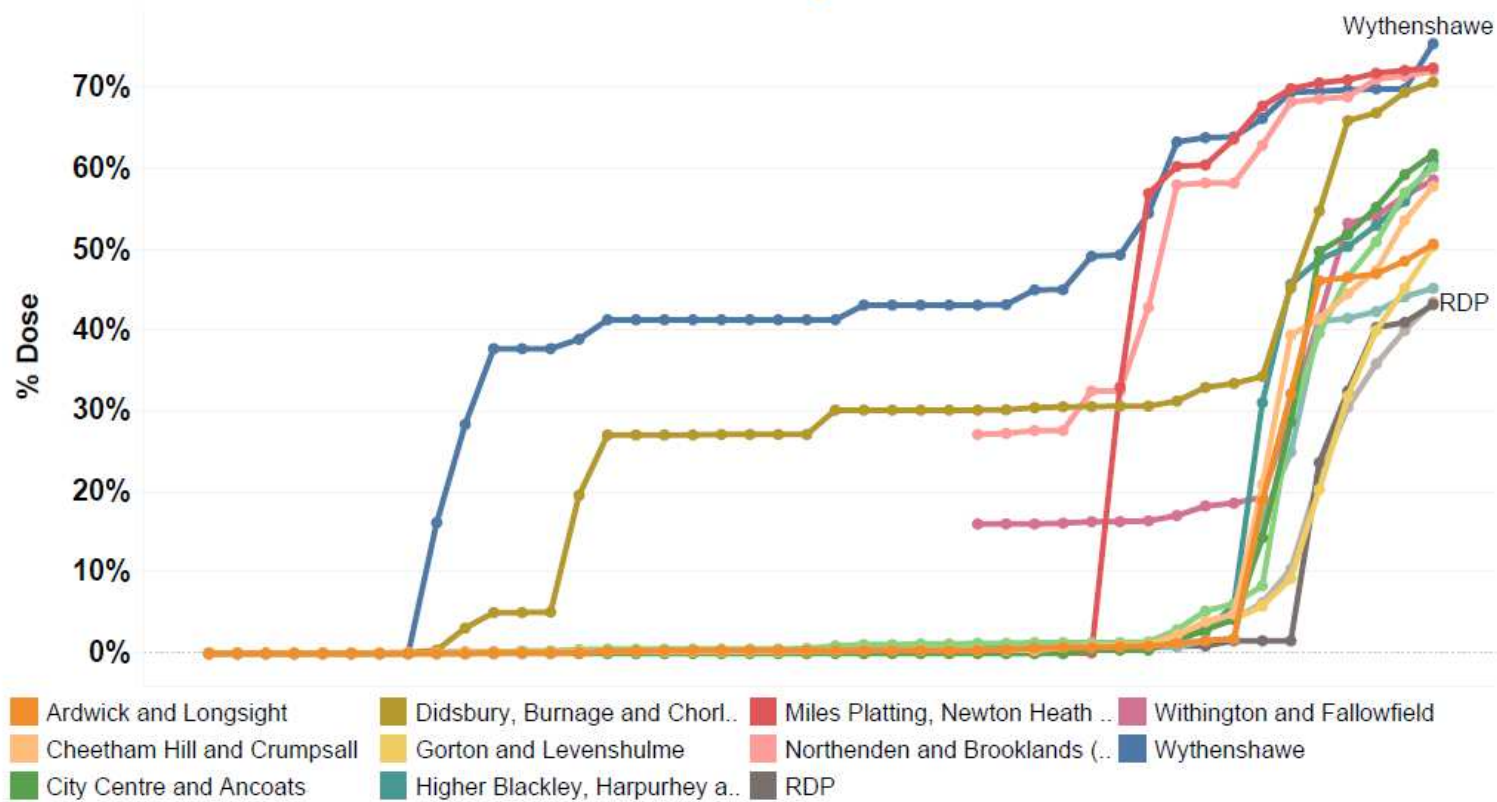
COVID-19 Vaccination Programme

Programme Update

Vaccinations complete		33,059	Increase of 3,532 from day before.						
Delivery Model		PCN Sites		PCN Sites		Delivery Model		Care Sector	
PCN Sites		Vac Delivery	Notes	Vac Delivery	Notes	Care Homes		Numbers	Notes
Wythenshawe		21/01/2021	1,200 AZ	27/01/2021	975 PFIZER	Total Care Homes vaccinated to date		39	21st Jan - 4 planned.
		22/01/2021	800 AZ	30/01/2021	975 PFIZER, 1200 AZ	Remaining Care Homes scheduled		14	Total of 53 sites.
Newton Heath HC		21/01/2021	800 AZ			Total Residents Vaccinated		922	
		22/01/2021	400 AZ			Total Care Home Staff Vaccinated		389	
Cheetham Irish Centre		18/01/2021	975 PFIZER			Care Sector staff		Numbers	Notes
		21/01/2021	975 PFIZER, 1200 AZ			Vaccinated through MFT		2,288	GMHSCP Report 19th
Jain Community Centre		18/01/2021	975 PFIZER	29/1/2021	400 AZ	Vaccinated trough PCN site		TBC	-
		21/01/2021	975 PFIZER, 1200 AZ						
Vallance Centre		18/01/2021	975 PFIZER						
		21/01/2021	975 PFIZER, 1200 AZ						
Chancellor's Hotel		18/01/2021	975 PFIZER						
		21/01/2021	975 PFIZER, 1200 AZ						
Grange Community Centre		21/01/2021	975 PFIZER						
			975 PFIZER, 1200 AZ						
Plant Hill Clinic		19/01/2021	975 PFIZER	27/01/2021	975 PFIZER, 1200 AZ				
		21/01/2021	975 PFIZER, 1200 AZ	30/01/2021	975 PFIZER				
Total			22,100 PFIZER 10,400 AZ		2,800 PFIZER 3,900 AZ				

COVID-19 Vaccination Programme

Trend in % First Dose Received for Patients Age 80+



COVID-19 Vaccination Programme

Operational

- PCN site expansion to JCVI Priority Cohorts 3 & 4 (70+ and CEV)
- PCN site planning for housebound population & targeted inclusion offer
- Rapid expansion of HSC workforce vaccination

Programme Level Planning

- 13 week plan
- Operational cohesion, resilience and sustainability
- Developing operational strategic support tools (BI)
- Focus on equalities and inclusion
- Developing partnerships – eg. LCO workforce offer

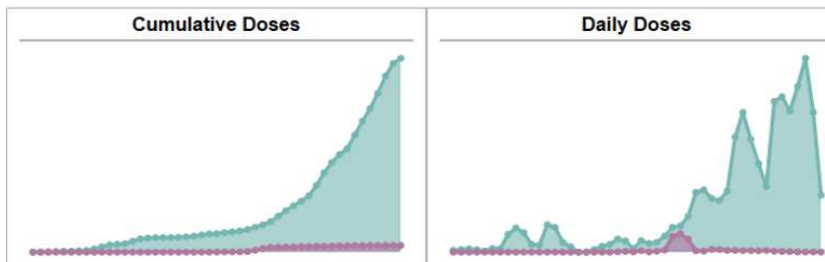
COVID-19 Vaccination Programme

COVID Vaccination Uptake as of 25 January 2021

Patients registered with a Manchester GP Practice

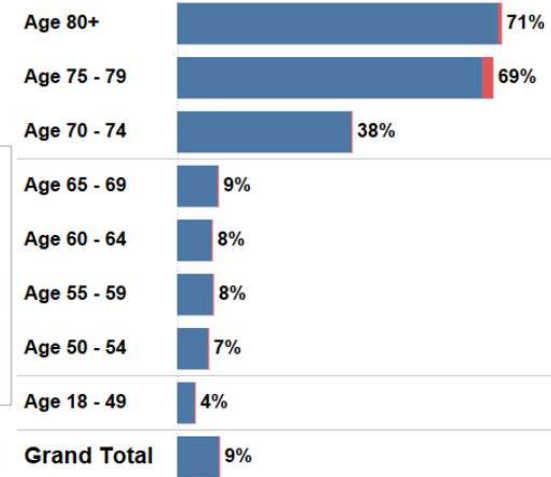
48,914 first doses given △ 1,295

1,686 second doses given △ 2



For patient data available on the NIMS first dose vaccination delivery is **12% above** our fixed delivery target by 31st March

First Dose Uptake by Age (previous day achievement)



ACUTE TRUST PRESSURES UPDATE

- Significant pressure on the health and care system nationally
- Locally, all 3 hospital sites continue to be under extreme pressure and in the highest level of escalation